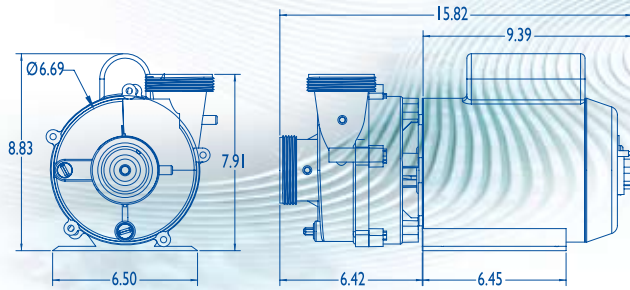
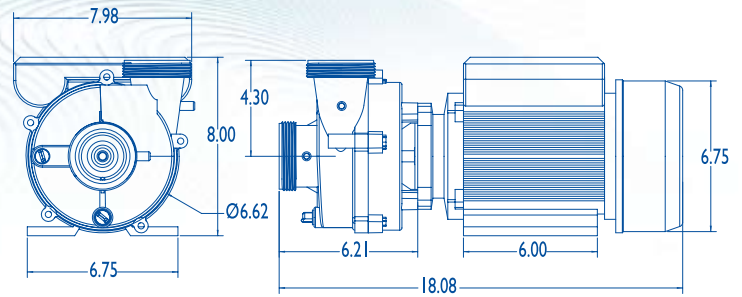


## 60 Hz



## 50 Hz



Premier Ultimax pumps are the ultimate benchmark in design flexibility and performance. From small applications for zone seating and focused therapy up to multi pump configurations to run 100+ jetted systems, Ultimax pumps supply the specific performance features you require and the long service life and powerful performance spa owners demand.

### FEATURES

- High flow rates exceeding 325 gallons per minute for maximum performance in your luxury applications
- All seals are carbon ceramic with Viton® elastomers for long-lasting performance, easily enduring prolonged heat and chemical exposure
- Multi-directional volute mountings provide the flexibility to accommodate any configuration; 2" and 2.5" suction options
- Cool running 56 frame motor
- Available in 230V or 115V 60Hz motors for North America and 230V 50Hz TEFC motors for Europe
- Choose single- or two-speed motor from 1.5 to 4 HP; with two-speed models, sanitation and heating can occur while maintaining lower operational costs
- Specify an ultra efficient motor and our highest efficiency hydraulics versions help meet appliance efficiency regulations
- Reliable performance and long service life for more enjoyable ownership
- UL, TUV, CSA, and CE/VDE/GS certified
- Three-year limited warranty. See warranty for details

Ultimax pumps offer the options you need...an energy-efficient package, unsurpassed design flexibility, ease of installation, high flow rate and dependable operation. Contact your Balboa Water representative today for additional information.

Viton® is a registered trademark of DuPont Performance Elastomers

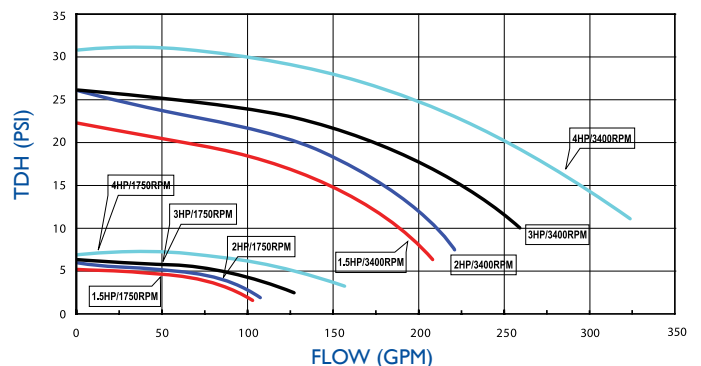
### SPECIFICATIONS

- Center suction / radial side discharge orientation
- Suction Port: . . . . . 2" or 2.5"
- Discharge Port: . . . . . 2"
- Mechanical Seal: . . . . Carbon ceramic with Viton elastomers

### OPTIONS

- True rated 1.5, 2, 3 and 4 HP models
- 115 volt options in 1.5 HP; remaining motors 230V 60Hz for North America and 230V 50 Hz TEFC motors for Europe
- 48 or 56 Frame Size 60 Hz
- 80 or 90 Frame Size 50 Hz
- Class F insulation
- Single or 2-speed models
- All spa pack or plug and play connection leads available

### 60Hz PERFORMANCE CURVE North America Model



### 50Hz PERFORMANCE CURVE International Model

